



Infiltrator Safety Lid System for use with EZset™ and TW™ Risers

Infiltrator Systems is proud to offer our new 24" riser Safety Lid System. These fiberglass reinforced lid systems are a strong secondary level of protection if a primary riser lid is unknowingly damaged or removed. The Safety Lid System fits in the uppermost riser stack of both our TW and EZset 24" x 12" and 24" x 18" risers and prevents unintended entry into the tank.

- Sits inside the riser stack at any desired level
- Strong glass-reinforced polypropylene construction
- Fastened in place with stainless steel screws
- Meets regulatory requirements as a secondary septic tank lid



This document provides recommended procedures for the installation of the Infiltrator Safety Lid System. These guidelines are applicable to the 24" diameter TW and EZset riser systems.

State and/or local regulations supersede the guidelines in this document. If unsure of the requirements for a particular site, contact the local health department or permitting authority.

Materials and Equipment Needed

- Concrete or plastic tank with 24" diameter manhole(s)
- 24" TW or EZset riser
- Infiltrator Safety Lid System
- ISI 1500 sealant or equivalent
- Stainless steel screws
- Screw gun

Installation Instructions


1. Set the Safety Lid System at the desired level on the tank or in the riser stack, aligning the indexing slot on the tank or riser. The riser alignment arrows help to identify the proper location.



2. Set the riser into positions to verify the fit.



3. Disassemble the riser stack and Safety Lid System. Apply generous amounts of sealant on each surface and reassemble the riser stack and Safety Lid System back into the proper position.



4. Fasten the tank to riser or riser to riser connection using stainless steel screws.



5. Complete with the riser and lid installation and backfill as specified in the Infiltrator Systems, IM- and TW-Series Septic Tank Riser Connection Guidance. Backfill per tank manufacturer's instructions.





6 Business Park Road • P.O. Box 768 • Old Saybrook, CT 06475 • 860-577-7000 • FAX 860-577-7001
1-800-221-4436 • www.infiltratorsystems.com